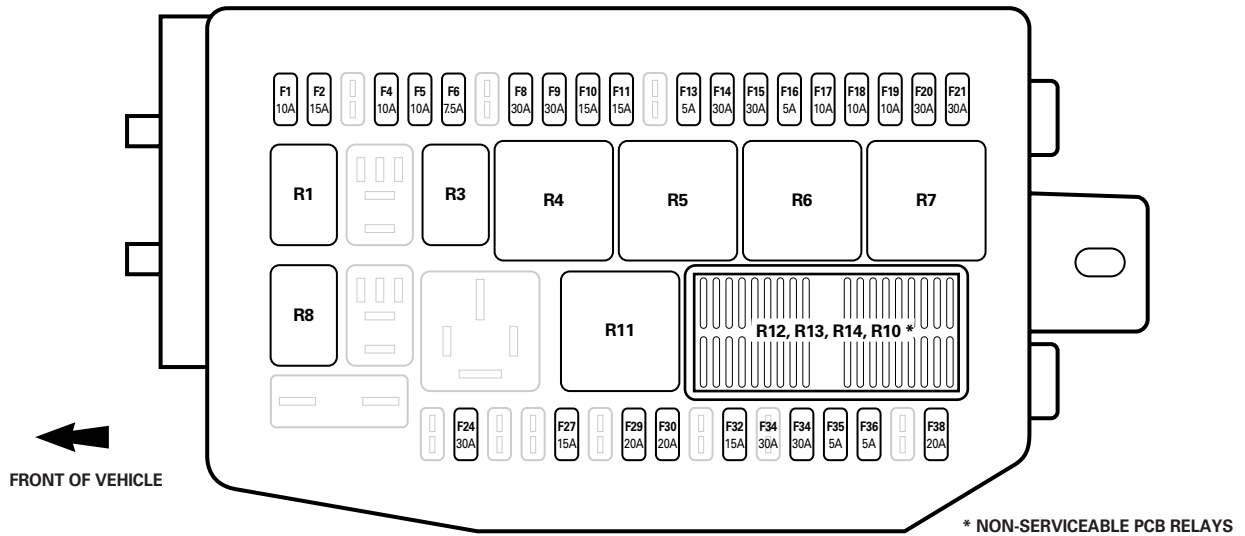


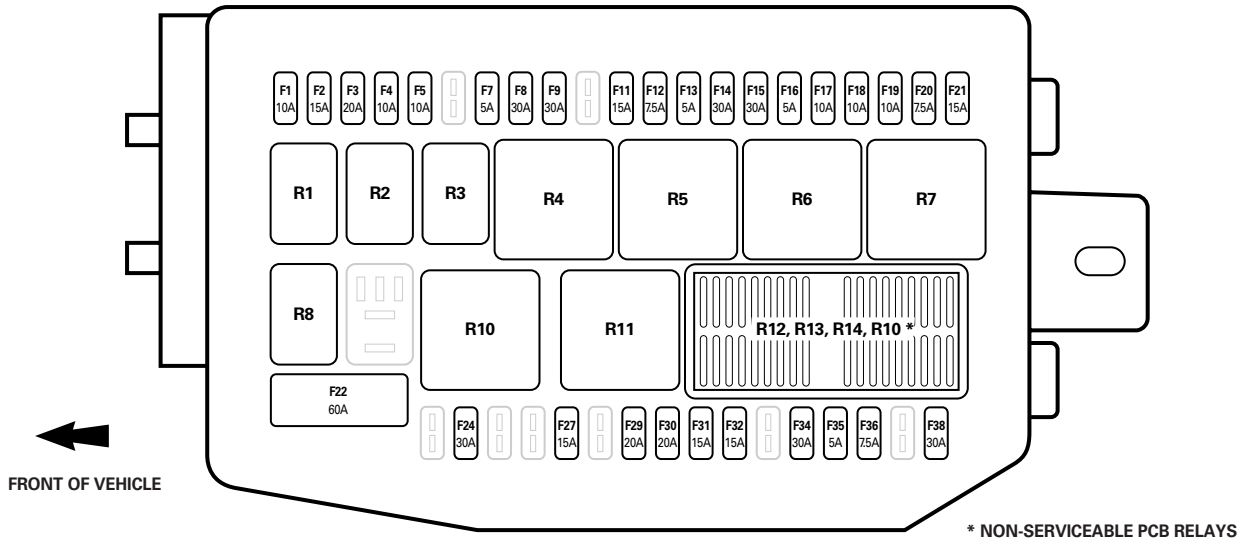


POWER DISTRIBUTION FUSE BOX (TOP): GASOLINE ENGINE VEHICLES



- |   |                          |
|---|--------------------------|
| R1 MAIN BEAM / FRONT FOG RELAY                | R9 NOT USED              |
| R2 NOT USED                                   | R10 NOT USED             |
| R3 A/C COMPRESSOR CLUTCH RELAY                | R11 DIP BEAM RELAY       |
| R4 WINDSHIELD WIPER MOTOR RELAY               | R12 STARTER RELAY        |
| R5 POWER DISTRIBUTION FUSE BOX IGNITION RELAY | R13 SLAVE IGNITION RELAY |
| R6 WINDSHIELD HEATER RELAY                    | R14 NOT USED             |
| R7 EMS CONTROL RELAY                          | R15 HORN RELAY           |
| R8 POWERWASH PUMP RELAY                       |                          |

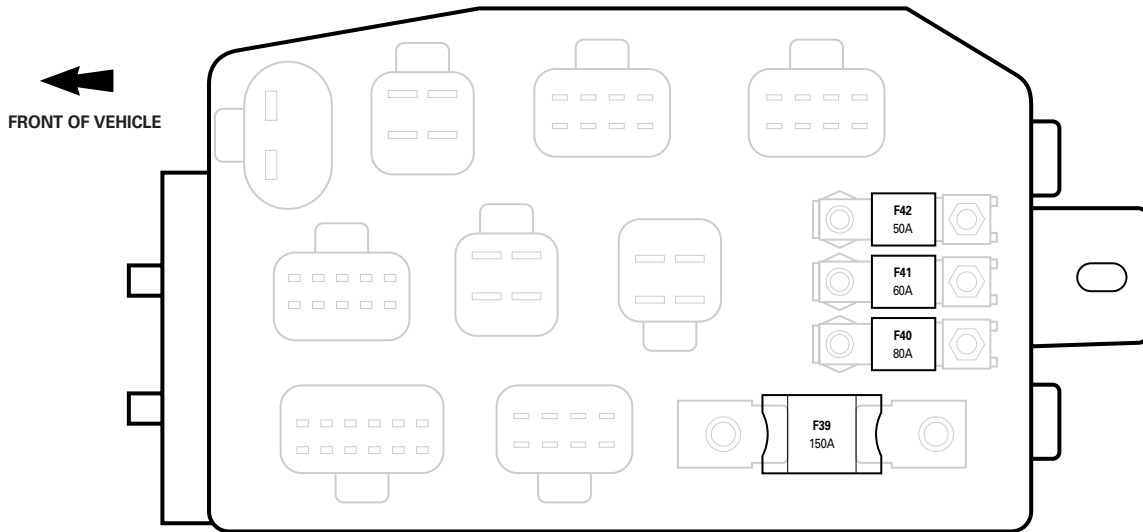
POWER DISTRIBUTION FUSE BOX (TOP): DIESEL ENGINE VEHICLES



- |   |                              |
|---|------------------------------|
| R1 MAIN BEAM / FRONT FOG RELAY                | R9 NOT USED                  |
| R2 HORN RELAY                                 | R10 GLOW PLUG RELAY          |
| R3 A/C COMPRESSOR CLUTCH RELAY                | R11 DIP BEAM RELAY           |
| R4 WINDSHIELD WIPER MOTOR RELAY               | R12 STARTER RELAY            |
| R5 POWER DISTRIBUTION FUSE BOX IGNITION RELAY | R13 SLAVE IGNITION RELAY     |
| R6 WINDSHIELD HEATER RELAY                    | R14 NOT USED                 |
| R7 EMS CONTROL RELAY                          | R15 AUXILIARY HEATER RELAY 1 |
| R8 POWERWASH PUMP RELAY                       |                              |

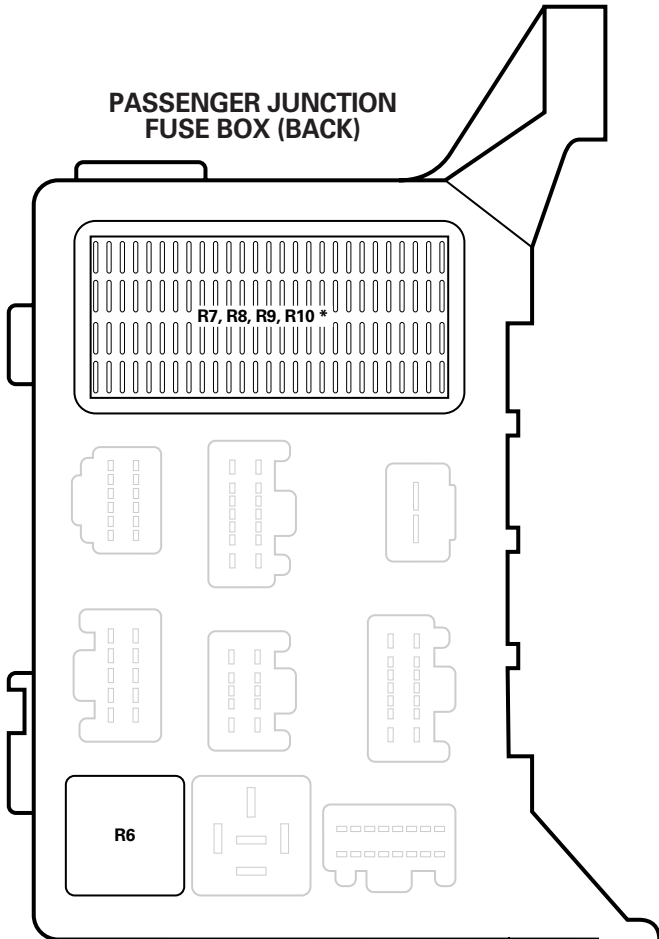
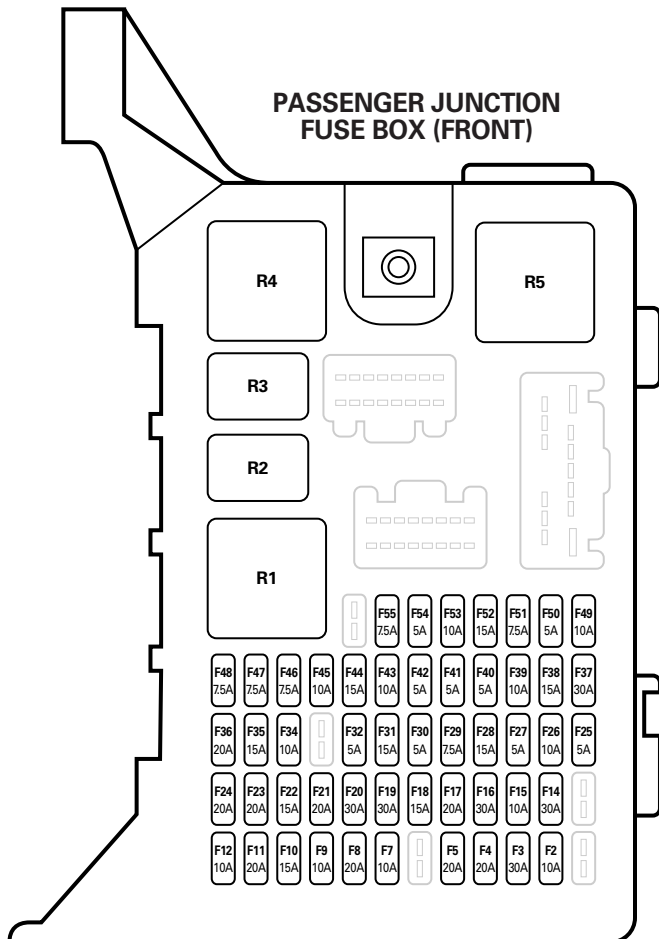


**POWER DISTRIBUTION FUSE BOX (BOTTOM)**



**PASSENGER JUNCTION FUSE BOX (FRONT)**

**PASSENGER JUNCTION FUSE BOX (BACK)**



\* NON-SERVICEABLE PCB RELAYS

- R1 FOLD-BACK MIRROR MODULE
- R2 ACCESSORY RELAY
- R3 REAR WIPER MOTOR RELAY (ESTATE / WAGON ONLY)
- R4 BLOWER MOTOR RELAY
- R5 PASSENGER JUNCTION FUSE BOX IGNITION RELAY

- R6 HEATED REAR WINDOW RELAY
- R7 THROTTLE MOTOR RELAY (2.5 L, 3.0 L)  
FUEL PUMP RELAY (2.0 L)
- R8 NOT USED
- R9 REVERSE LAMPS RELAY
- R10 BATTERY SAVER RELAY