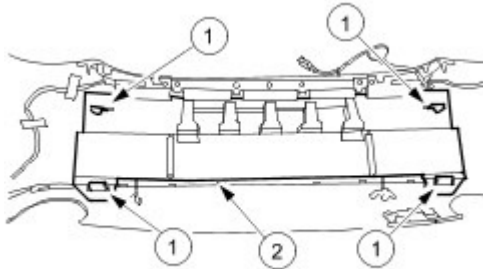


Rear Bumper Cover Insert (76.22.75)

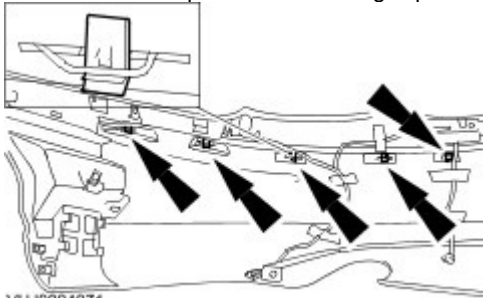
Removal

- 1 . Remove the rear bumper cover. For additional information, refer to<<501-19>>.
- 2 . Remove the energy absorbing foam.
 - 1) Remove the energy absorbing foam retaining clips.
 - 2) Remove the energy absorbing foam.



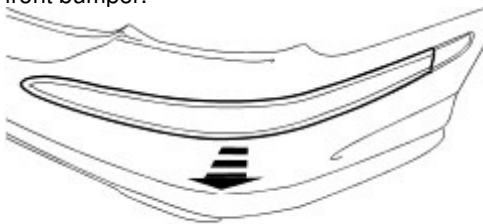
VUJ0004070

- 3 . Remove the bumper insert retaining clips.



VUJ0004071

- 4 . Using a suitable thin lever to avoid damaging the paintwork, progressively ease the moulding away from the front bumper.



VUJ0004072

Installation

- 1 . To install, reverse the removal procedure.